

Corridor Study

Default Reflective Values used in this Model: 80/50/20

NB: Reflective Values have a significant effect on light levels, designer should confirm these values before accepting the results of any photometric report.

LLF = 0.85 (Depreciated LED)

Note on this Report:

This report makes no representations regarding Lighting Design or Specification, rather attempts to accurately reflect the photometric results of a design by others.

Note on these Photometric Calculations:

This analysis is a mathematical model and can be only as accurate as is permitted by the third-party software and the IES standards used. All digital CAD data appear to be extremely accurate, however, this apparent accuracy is an artifact of the techniques used to generate it and is in no way intended to imply accuracy in the real world. Many factors will impact the actual performance of Lighting in the constructed space, including: the accuracy of the original source (.ies) files supplied by the manufacturer, input voltage ballast variances, actual finish values in the constructed environment, manufacturing variations in both the source (lamp) and the luminaire, final luminaire placement, obstructions, and installation quality. Further, field measurement itself is subject to errors arising from measuring methods and/or technology selected, and the knowledge/ability of the measuring party.

Date: 01 / 28 / 2021

Operator: MEW

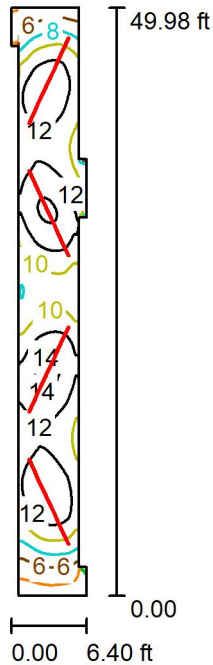
Operator MEW
Telephone
Fax
e-Mail

Table of contents

Corridor Study	
Project Cover	1
Table of contents	2
SW Corridor (TYP)	
Summary	3
False Color Rendering	4
Elevator Lobby and Adjoining Corridors (TYP)	
Summary	5
False Color Rendering	6
Room Surfaces	
Floor	
Isolines (E)	7

Operator MEW
 Telephone
 Fax
 e-Mail

SW Corridor (TYP) / Summary



Height of Room: 9.000 ft, Mounting Height: 9.000 ft, Light loss factor: 0.85

Values in Footcandles, Scale 1:196

Surface	ρ [%]	E_{av} [fc]	E_{min} [fc]	E_{max} [fc]	u_0
Workplane	/	11	1.28	15	0.119
Floor	20	8.17	1.16	10	0.142
Ceiling	80	3.27	0.70	12	0.215
Walls (14)	45	6.48	0.23	25	/

Workplane:

Height: 2.500 ft
 Grid: 128 x 128 Points
 Boundary Zone: 0.000 ft

Illuminance Quotient (according to LG7): Walls / Working Plane: 0.683, Ceiling / Working Plane: 0.304.


Luminaire Parts List

No.	Pieces	Designation (Correction Factor)	Φ (Luminaire) [lm]	Φ (Lamps) [lm]	P [W]
1	32	PreciseLED TESTING Lamp Note (1.000)	201	201	4.9
			Total: 6425	Total: 6425	156.8

Specific connected load: 0.59 W/sq ft = 0.55 W/sq ft/10 fc (Ground area: 263.84 sq ft)

Operator MEW
Telephone
Fax
e-Mail

SW Corridor (TYP) / False Color Rendering

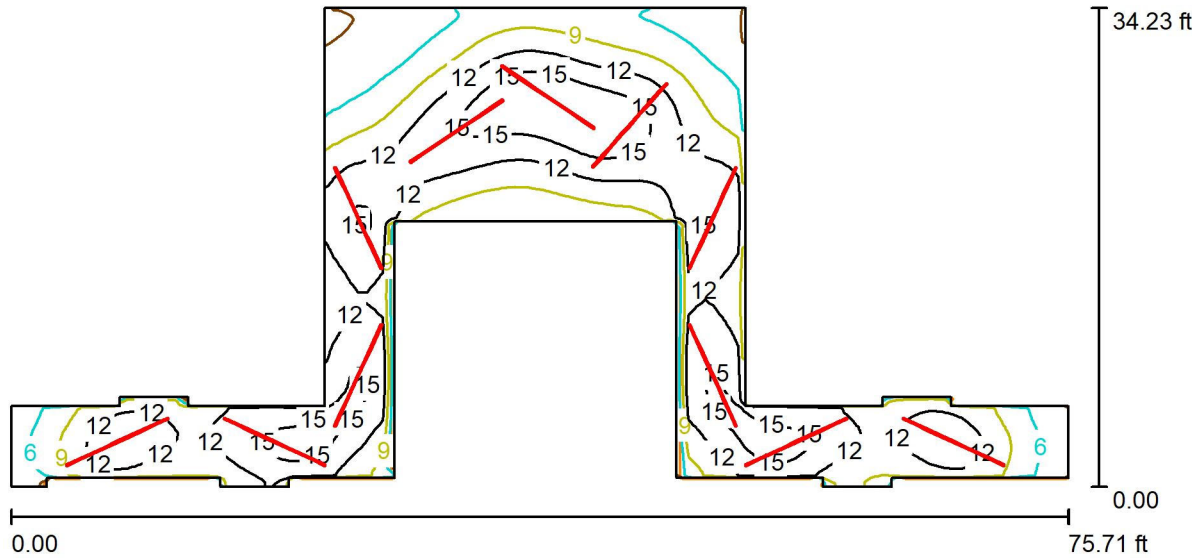


0 0.50 1.00 3.00 5.00 10.00 25.00 50.00 100.00

fc

Operator MEW
 Telephone
 Fax
 e-Mail

Elevator Lobby and Adjoining Corridors (TYP) / Summary



Height of Room: 9.000 ft, Mounting Height: 9.000 ft, Light loss factor: 0.85 Values in Footcandles, Scale 1:165

Surface	ρ [%]	E_{av} [fc]	E_{min} [fc]	E_{max} [fc]	u_0
Workplane	/	11	2.65	18	0.236
Floor	20	9.19	2.90	13	0.316
Ceiling	80	3.02	1.22	11	0.403
Walls (30)	50	6.63	1.30	29	/

Workplane:

Height: 2.500 ft
 Grid: 128 x 128 Points
 Boundary Zone: 0.000 ft

Illuminance Quotient (according to LG7): Walls / Working Plane: 0.651, Ceiling / Working Plane: 0.269.

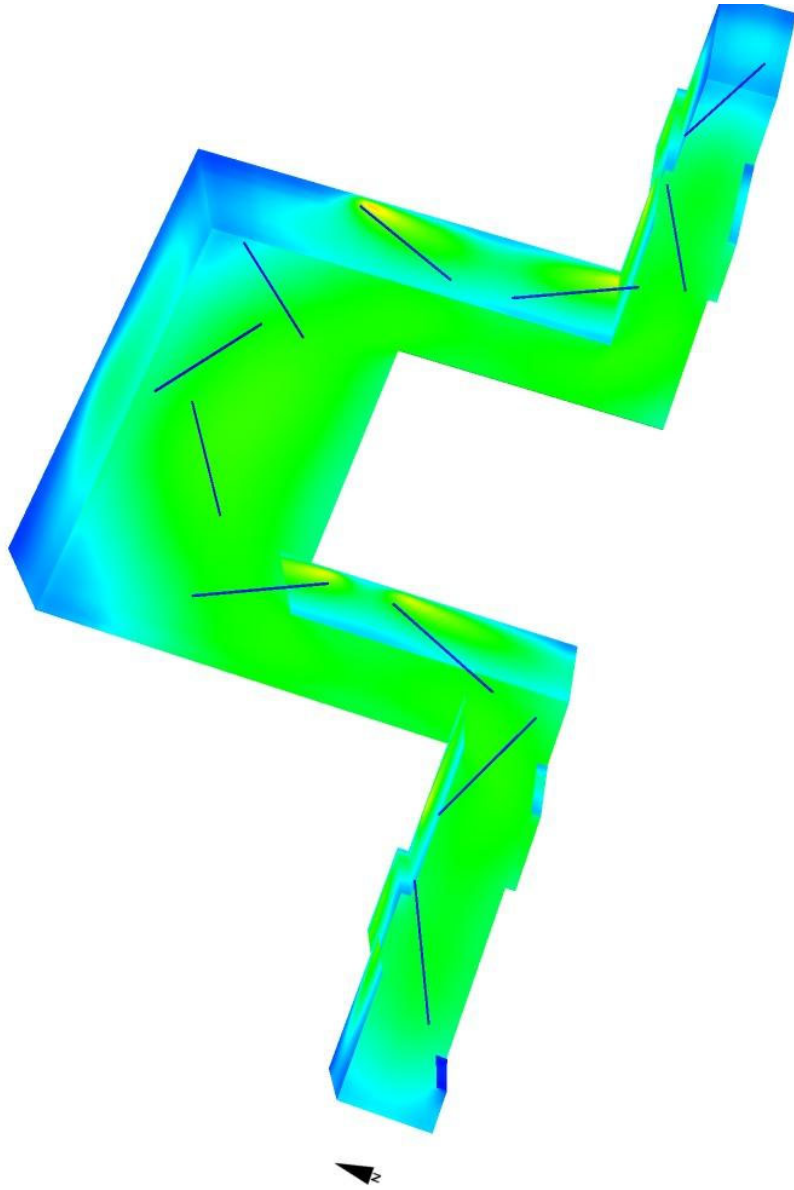
Luminaire Parts List

No.	Pieces	Designation (Correction Factor)	Φ (Luminaire) [lm]	Φ (Lamps) [lm]	P [W]
1	88	PreciseLED TESTING Lamp Note (1.000)	201	201	4.9
			Total: 17668	Total: 17668	431.2

Specific connected load: 0.48 W/sq ft = 0.43 W/sq ft/10 fc (Ground area: 890.85 sq ft)

Operator MEW
Telephone
Fax
e-Mail

Elevator Lobby and Adjoining Corridors (TYP) / False Color Rendering

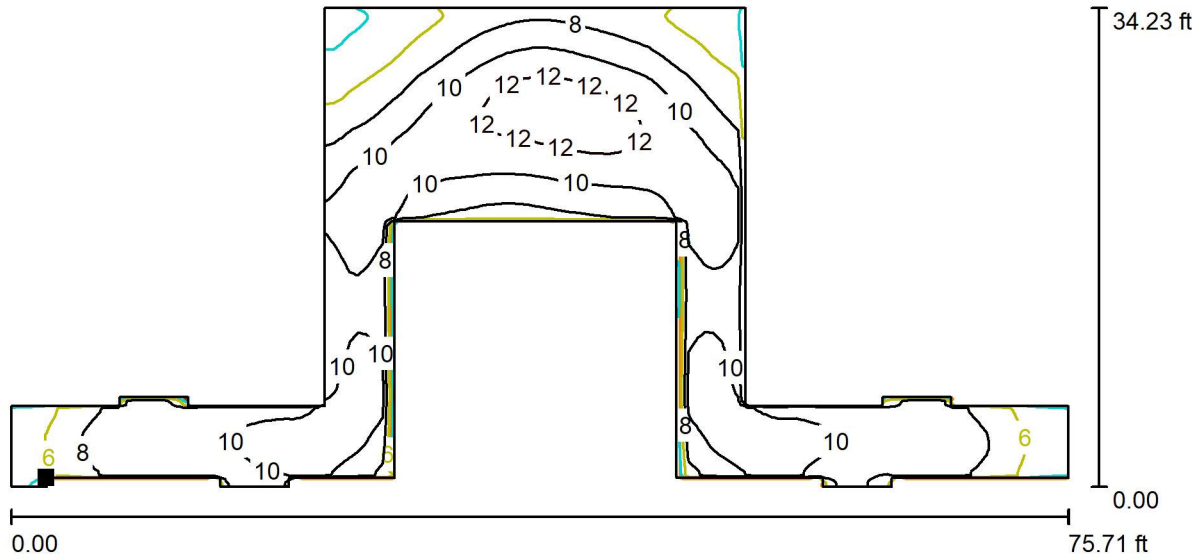


0 0.50 1.00 3.00 5.00 10.00 25.00 50.00 100.00

fc

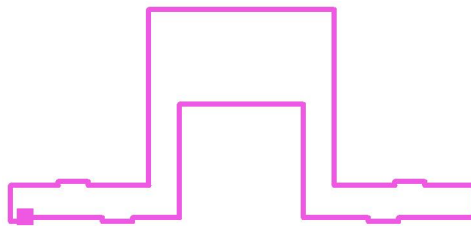
Operator MEW
 Telephone
 Fax
 e-Mail

Elevator Lobby and Adjoining Corridors (TYP) / Floor / Isolines (E)



Values in Footcandles, Scale 1 : 165

Position of surface in room:
 Marked point:
 (113.707 ft, 155.945 ft, 0.000 ft)



Grid: 128 x 128 Points

E_{av} [fc]
 9.19

E_{min} [fc]
 2.90

E_{max} [fc]
 13

u_0
 0.316

E_{min} / E_{max}
 0.221